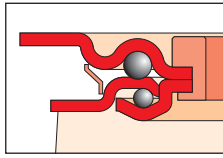


11SOV

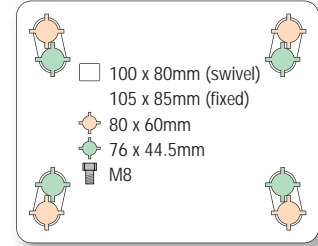
19SOV



- Double ball race swivel head
- Top plate or bolt hole fixing

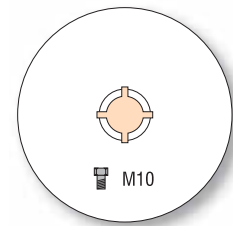


11SOV + NYLON WHEEL - PLATE FIXING



wheel diameter	tread width	fitted height	swivel offset	load capacity	bearing type	fixing type		
						swivel	fixed	swivel + total stop brake
100	32	128	32	150	ball	411SOV NYBJ	419SOV NYBJ	411SOV NYBJ SWB
125	32	152	47.5	150	ball	511SOV NYBJ	519SOV NYBJ	511SOV NYBJ SWB

11SOV + NYLON WHEEL - BOLT HOLE FIXING



wheel diameter	tread width	fitted height	swivel offset	load capacity	bearing type	fixing type		
						swivel	fixed	swivel + total stop brake
100	32	128	32	150	ball	411SOV NYBJ BH10		411SOV NYBJ BH10 SWB
125	32	152	47.5	150	ball	511SOV NYBJ BH10		511SOV NYBJ BH10 SWB



EXPANDING ADAPTOR for round or square tubing
 To suit all bolt hole fixing castors. See page 13

NOTE: All dimensions are in mm and all loadings in kg unless otherwise stated