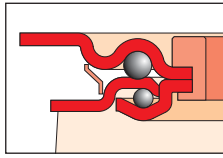


11SOV

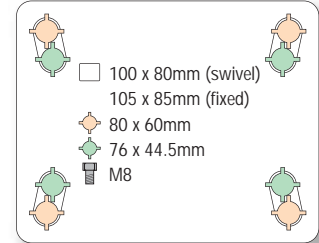
19SOV



- Double ball race swivel head
- Top plate or bolt hole fixing

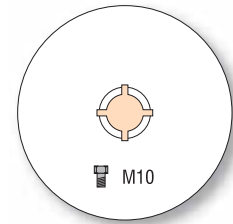


11SOV + BLUE RUBBER TYRED WHEEL WITH NYLON CENTRE - PLATE FIXING



wheel diameter	tread width	fitted height	swivel offset	load capacity	bearing type	fixing type		
						swivel	fixed	swivel + total stop brake
100	32	128	32	150	ball	411SOV RNBJ	419SOV RNBJ	411SOV RNBJ SWB
125	35	152	47.5	150	ball	511SOV RNBJ	519SOV RNBJ	511SOV RNBJ SWB

11SOV + BLUE RUBBER TYRED WHEEL WITH NYLON CENTRE - BOLT HOLE FIXING



wheel diameter	tread width	fitted height	swivel offset	load capacity	bearing type	fixing type		
						swivel	fixed	swivel + total stop brake
100	32	128	32	150	ball	411SOV RNBJ BH10		411SOV RNBJ BH10 SWB
125	35	152	47.5	150	ball	511SOV RNBJ BH10		511SOV RNBJ BH10 SWB



EXPANDING ADAPTOR for round or square tubing
To suit all bolt hole fixing castors. See page 20

NOTE: All dimensions are in mm and all loadings in kg unless otherwise stated