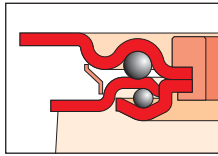




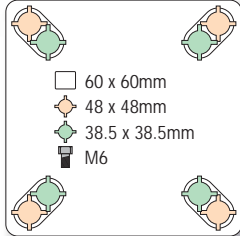
VARLEY



- Double ball race swivel head
- Top plate or bolt hole fixing

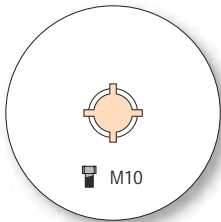
V30V
V32V

2V30V + GREY THERMOPLASTIC RUBBER TYRED WHEEL WITH NYLON CENTRE - PLATE FIXING



wheel diameter	tread width	fitted height	swivel offset	load capacity	bearing type			swivel + total stop brake
						swivel	fixed	
50	18 x 2	71	32	60	plain	2V30V 050 TRP P01		2V32V 050 TRP P01
75	23 x 2	103	32	90	plain	2V30V 075 TRP P01		2V32V 075 TRP P01

2V30V + GREY THERMOPLASTIC RUBBER TYRED WHEEL WITH NYLON CENTRE - BOLT HOLE FIXING



wheel diameter	tread width	fitted height	swivel offset	load capacity	bearing type			swivel + total stop brake
						swivel	fixed	
50	18 x 2	71	30	60	plain	2V30V 050 TRP B10		2V32V 050 TRP B10
75	23 x 2	100	32	90	plain	2V30V 075 TRP B10		2V32V 075 TRP B10



EXPANDING ADAPTOR for round or square tubing
To suit all bolt hole fixing castors. See page 4

NOTE: All dimensions are in mm and all loadings in kg unless otherwise stated