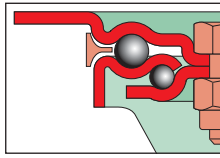




VARLEY

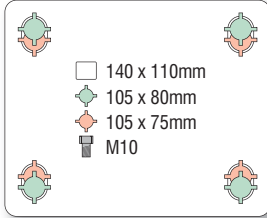


- Pressed steel construction
- Double ball race swivel head
- Top plate fixing

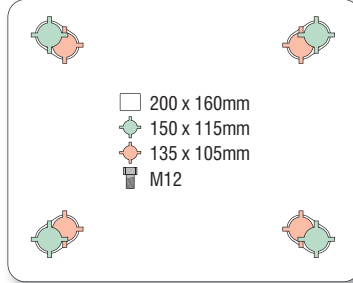
PNEUMATIC
V90A
V91A V92A

V90A + Pneumatic tyred wheel with pressed steel centre

200mm



260mm



wheel diameter	tread width	fitted height	swivel offset	load capacity	bearing type	bearing type		
						swivel	fixed	swivel + total stop brake
200	50	235	55	75	roller	V90A 200 SPR P05	V91A 200 SPR P05	V92A 200 SPR P05
260	85	302	85	150	roller	V90A 260 SPR P07	V91A 260 SPR P07	V92A 260 SPR P07

Pneumatic tyred wheel with pressed steel centre



wheel diameter	tread width	hub width	bore diameter	load capacity	bearing type		
					plain bore	roller bearing	ball bearing
200	50	60	20	75		A 200 SPR 20	
260	85	88	20	150		A 260 SPR 20	

NOTE: All dimensions are in mm and all loadings in kg unless otherwise stated