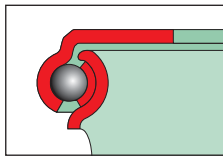
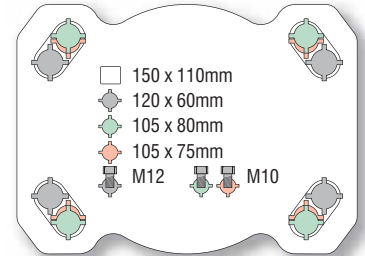
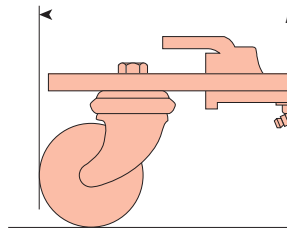


SCENE SHIFTER BS4X



- 3 swivel castors mounted onto 'master' swivel head for maximum manoeuvrability
- Ideal for theatre, conference centre and exhibition hall applications



BS4X + Nylon wheel

wheel diameter	tread width	fitted height	A	load capacity	bearing type	swivel	fixed	swivel + total stop brake
100	35	168	436	460	roller	BS4 100 NY14 X		
125	35	193	464	460	roller	BS4 125 NY14 X		

BS4X + Polyurethane tyred wheel with cast iron centre

wheel diameter	tread width	fitted height	A	load capacity	bearing type	swivel	fixed	swivel + total stop brake
100	29	168	436	460	roller	BS4 100 PT14 X		
125	29	193	464	460	roller	BS4 125 PT14 X		

NOTE: All dimensions are in mm and all loadings in kg unless otherwise stated