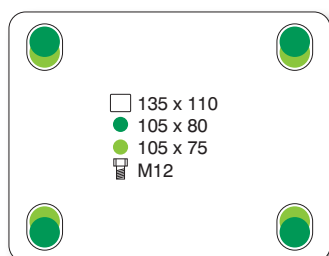


E70PR | P | PLATE FIXING

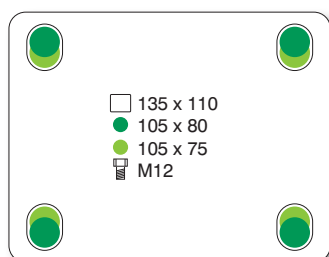

NYLON WHEEL



wheel diameter	tread width	fitted height	swivel offset	load capacity	bearing type	swivel	fixed	swivel + total-stop brake
82	70	131	55	700	ball	6105	6125	
	100	138	55	1000	ball	6109	6129	

E70PR | Z | PLATE FIXING

POLYURETHANE TYRED WHEEL WITH CAST IRON CENTRE



wheel diameter	tread width	fitted height	swivel offset	load capacity	bearing type	swivel	fixed	swivel + total-stop brake
82	70	131	55	700	ball	7405	7425	
	100	138	55	1000	ball	7409	7429	

i All dimensions are in mm and all loadings are in kg unless otherwise stated