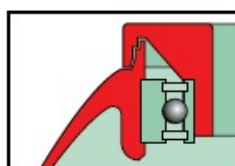




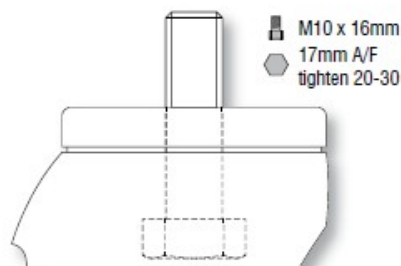
manner



- Contemporary design
- Corrosion resistant polyamide construction
- Bolt fixing
- Precision ball bearing in swivel head
- Labyrinth seal for protection in wet conditions

TANGO  
MKR  
GKR/GPR

**i** Only ball bearing wheels are fitted with threadguards



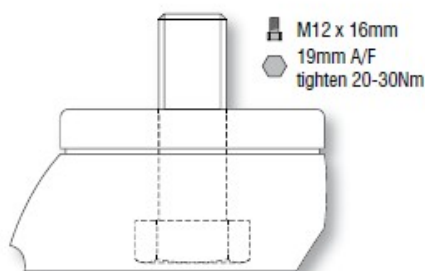
**i** Total stop castors: red pedal  
Directional lock castors: dark grey pedal

### TANGO + THERMOELASTIC RUBBER TYRED WHEEL WITH POLYPROPYLENE CENTRE - BOLT FIXING

wheel diameter	tread width	fitted height	swivel offset	shore A	load capacity	bearing type	swivel	fixed	swivel + total stop brake	swivel + directional lock
75	32	110	35.5	80	70	plain	MKR-75 PTE 80		MKR-J-75 PTE 80	MKR-R-75 PTE 80
	32	110	35.5	80	70	ball	MKR-S-75 PTE/K 80		MKR-J-S-75 PTE/K 80	MKR-R-S-75 PTE/K 80
100	32	141	45	55	70	plain	GKR-100 PTE 55	GPR-100 PTE 55	GKR-J-100 PTE 55	GKR-R-100 PTE 55
	32	141	45	55	70	ball	GKR-S-100 PTE/K 55	GPR-S-100 PTE/K 55	GKR-J-S-100 PTE/K 55	GKR-R-S-100 PTE/K 55
	32	141	45	80	100	ball	GKR-S-100 PTE/K 80	GPR-S-100 PTE/K 80	GKR-J-S-100 PTE/K 80	GKR-R-S-100 PTE/K 80
	32	141	45	90	110	ball	GKR-S-100 PTE/K 90	GPR-S-100 PTE/K 90	GKR-J-S-100 PTE/K 90	GKR-R-S-100 PTE/K 90
125	32	161	44.5	55	70	plain	GKR-125 PTE 55	GPR-125 PTE 55	GKR-J-125 PTE 55	GKR-R-125 PTE 55
	32	161	44.5	55	70	ball	GKR-S-125 PTE/K 55	GPR-S-125 PTE/K 55	GKR-J-S-125 PTE/K 55	GKR-R-S-125 PTE/K 55
	32	161	44.5	80	100	ball	GKR-S-125 PTE/K 80	GPR-S-125 PTE/K 80	GKR-J-S-125 PTE/K 80	GKR-R-S-125 PTE/K 80
	32	161	44.5	90	110	ball	GKR-S-125 PTE/K 90	GPR-S-125 PTE/K 90	GKR-J-S-125 PTE/K 90	GKR-R-S-125 PTE/K 90

### TANGO + ELASTIC RUBBER TYRED WHEEL WITH NYLON CENTRE - BOLT FIXING

wheel diameter	tread width	fitted height	swivel offset	shore A	load capacity	bearing type	swivel	fixed	swivel + total stop brake	swivel + total stop brake
100	32	141	45	60	80	ball	GKR-S-100 NEK/K	GPR-S-100 NEK/K	GKR-J-S-100 NEK/K	GKR-R-S-100 NEK/K
125	32	161	44.5	60	100	ball	GKR-S-125 NEK/K	GPR-S-125 NEK/K	GKR-J-S-125 NEK/K	GKR-R-S-125 NEK/K



◀ ALTERNATIVE BOLT SIZE. M12 x 16mm, 19mm A/F.

Only available on swivel castors.  
Add **M12** to castor reference.

▶ SEALED, STAINLESS STEEL BEARING in swivel head. Includes stainless steel wheel bearing (for ball bearing wheels) and all other metal components in stainless steel.

Available on all 100, 125mm castors with 80 shore A.  
Add **-IX** to castor reference.



**i** All dimensions are in mm and all loadings in kg unless otherwise stated