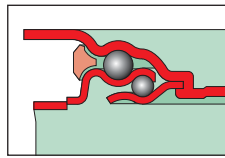


**STAINLESS**  
medium duty  
**I20**  
continued on next page



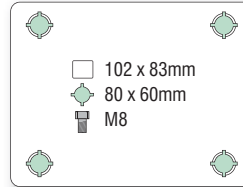
- Stainless steel
- Plastic swivel seal



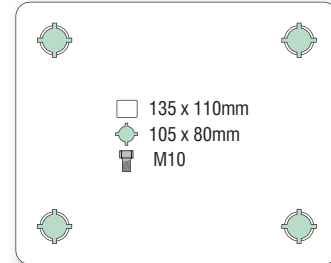
**I20 + Nylon wheel - plate fixing**



80, 100, 125mm



150, 200mm



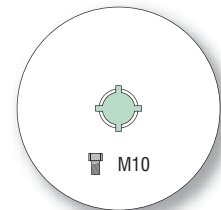
wheel diameter	tread width	fitted height	swivel offset	load capacity	bearing type	swivel + total stop brake		
						swivel	fixed	swivel + total stop brake
<b>80</b>	30	106	33	150	plain	<b>17127</b>	<b>17177</b>	<b>17127 FR</b>
<b>100</b>	30	128	37	150	plain	<b>17130</b>	<b>17180</b>	<b>17130 FR</b>
	40	129	46	250	roller	<b>17104</b>	<b>17154</b>	<b>17104 FR</b>
<b>125</b>	30	154	40	150	plain	<b>17131</b>	<b>17181</b>	<b>17131 FR</b>
	40	160	49	250	roller	<b>17107</b>	<b>17157</b>	<b>17107 FR</b>
<b>150</b>	40	181	51	250	roller	<b>17111</b>	<b>17161</b>	<b>17111 FR</b>
<b>200</b>	50	240	59	370	roller	<b>17117</b>	<b>17167</b>	<b>17117 FR</b>

**I20 + Nylon wheel - bolt hole fixing**



M12 BOLT HOLE is also available.

Replace **HA** with **HB** in castor code.



wheel diameter	tread width	fitted height	swivel offset	load capacity	bearing type	swivel + total stop brake		
						swivel	fixed	swivel + total stop brake
<b>80</b>	30	106	33	150	plain	<b>17227HA</b>		<b>17227HA FR</b>
<b>100</b>	30	128	37	150	plain	<b>17230HA</b>		<b>17230HA FR</b>
<b>125</b>	30	154	40	150	plain	<b>17231HA</b>		<b>17231HA FR</b>

NOTE: All dimensions are in mm and all loadings in kg unless otherwise stated