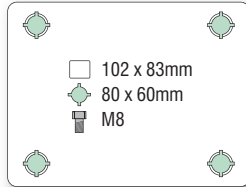


- Stainless steel
- Plastic swivel seal

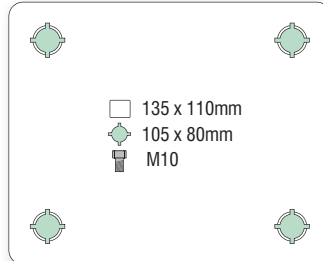
**STAINLESS**  
medium duty  
**I20**  
continued

**I20 + Soft polyurethane tyred wheel with nylon centre - plate fixing**

100, 125mm

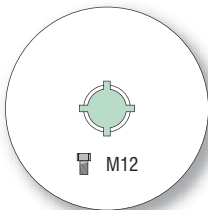


150, 200mm



wheel diameter	tread width	fitted height	swivel offset	load capacity	bearing type	swivel + total stop brake		
						swivel	fixed	swivel + total stop brake
<b>100</b>	40	129	46	250	roller	<b>35206</b>	<b>35306</b>	<b>35206 FR</b>
<b>125</b>	40	160	49	250	roller	<b>35214</b>	<b>35314</b>	<b>35214 FR</b>
<b>150</b>	40	181	51	250	roller	<b>35221</b>	<b>35321</b>	<b>35221 FR</b>
<b>200</b>	50	240	59	370	roller	<b>35227</b>	<b>35327</b>	<b>35227 FR</b>

**I20 + Soft polyurethane tyred wheel with nylon centre - bolt hole fixing**



wheel diameter	tread width	fitted height	swivel offset	load capacity	bearing type	swivel + total stop brake		
						swivel	fixed	swivel + total stop brake
<b>100</b>	40	129	46	250	roller	<b>35406HC</b>		<b>35406HC FR</b>
<b>125</b>	40	160	49	250	roller	<b>35415HC</b>		<b>35415HC FR</b>

NOTE: All dimensions are in mm and all loadings in kg unless otherwise stated