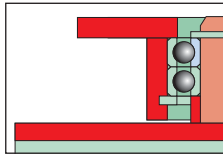


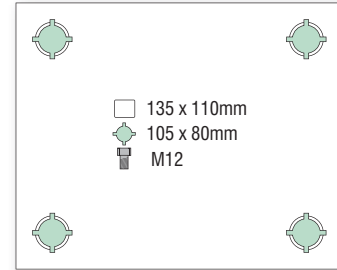
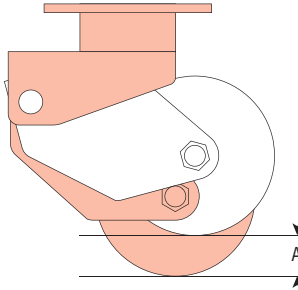
# SHOCK ABSORBING M34



- Spring loaded shock absorbing castors
- Load capacities represent 75% of the spring's maximum deflection. The application should not cause the upper limit to be reached.
- Loads lower than that of the pre-tensioning will not cause deflection



## M34 + Polyurethane tyred wheel with cast iron centre



wheel diameter	tread width	fitted height	swivel offset	load capacity	A	bearing type	swivel	fixed	swivel + total stop brake
<b>100</b>	40	171	30	170	25	ball	<b>1401A</b>	<b>1431A</b>	
<b>125</b>	40	207	32	200	25	ball	<b>1405A</b>	<b>1435A</b>	
<b>150</b>	40	233	43	220	28	ball	<b>1408A</b>	<b>1438A</b>	
<b>200</b>	50	274	57	260	32	ball	<b>1411A</b>	<b>1441A</b>	

NOTE: All dimensions are in mm and all loadings in kg unless otherwise stated