

TRACK CASTORS TFH

- From the **SPECIAL APPLICATION CASTORS** range
- Grooved or flanged wheels to run on track
- Top plate fixing



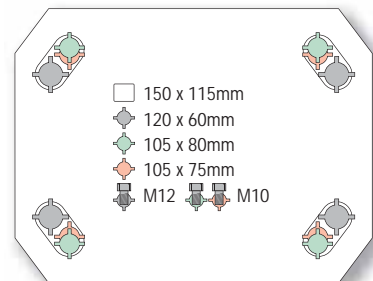
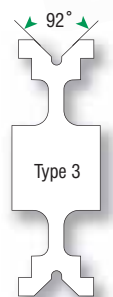
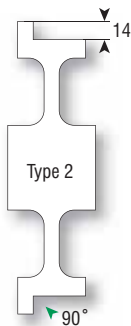
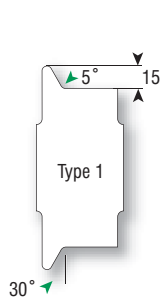
Type 1: parallel tread, tapered flange



Type 3: 'v' groove



Type 2: parallel tread and flange



wheel diameter	tread width	load capacity	bearing type	fixed + flanged wheel (Type 1)	fixed + flanged wheel (Type 2)	fixed + grooved wheel (Type 3)
75	37	225	roller			TFH 075 CV1B
100	29	320	roller	TFH 100 CF1H		TFH 100 CV1H
	46	300	roller			
125	40	630	roller		TFH 125 CF1H	TFH 125 CV1H
	38	300	roller			
150	35	1000	roller		TFH 150 CF1H	TFH 150 CV1H
	45	1000	roller			
200	40	1150	roller		TFH 200 CF1H	TFH 200 CV1H
	45	1000	roller			

NOTE: All dimensions are in mm and all loadings in kg unless otherwise stated