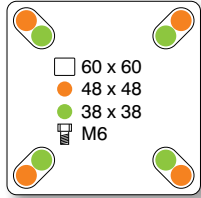


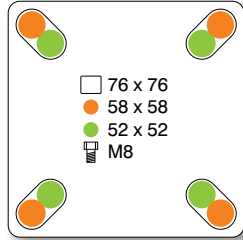
V30V | PO | PLATE FIXING

POLYPROPYLENE WHEEL

50, 75



100, 125

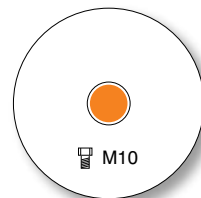


	wheel diameter	tread width	fitted height	swivel offset	load capacity	bearing type	swivel	fixed	swivel + total-stop brake
P	50	20	69.5	24	50	plain	V30V 050 POP P01		V32V 050 POP P01
P	75	25	100	28	70	plain	V30V 075 POP P01		V32V 075 POP P01
P	100	27	134	37	80	plain	V30V 100 POP P02		V32V 100 POP P02
P	125	27	155.5	45	100	plain	V30V 125 POP P02		V32V 125 POP P02

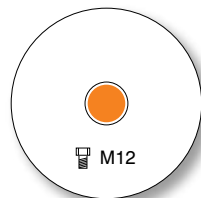
V30V | PO | SINGLE HOLE FIXING

POLYPROPYLENE WHEEL

50, 75



100, 125



	wheel diameter	tread width	fitted height	swivel offset	load capacity	bearing type	swivel	fixed	swivel + total-stop brake
P	50	20	68	24	50	plain	V30V 050 POP B10		V32V 050 POP B10
P	75	25	98	28	70	plain	V30V 075 POP B10		V32V 075 POP B10
P	100	27	131.5	37	80	plain	V30V 100 POP B12		V32V 100 POP B12
P	125	27	153	45	100	plain	V30V 125 POP B12		V32V 125 POP B12



EXPANDING ADAPTOR
for round or square tube

To suit all bolt hole fixing castors

See page 17

P Preferred range product, see page 1 for details

i All dimensions are in **mm** and all loadings are in **kg** unless otherwise stated