

V40Q



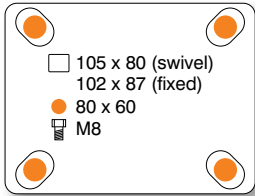
DOUBLE BALL RACE SWIVEL HEAD | SWIVEL HEAD SEAL

PRESSED STEEL CASTORS


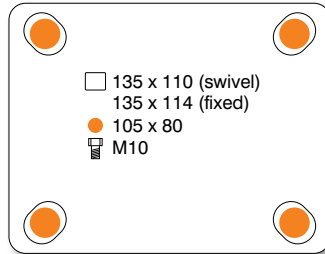
V40Q | BN | PLATE FIXING

BLUE RUBBER TYRED WHEEL WITH NYLON CENTRE

80, 100, 125



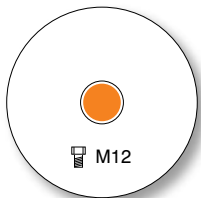
160, 200



	wheel diameter	tread width	fitted height	swivel offset	load capacity	bearing type	swivel	fixed	swivel + total-stop brake
P	80	32	105	36	70	ball	V40Q 080 BNJ P04	V41Q 080 BNJ P04	V42Q 080 BNJ P04
P	100	35	128	38	125	ball	V40Q 100 BNJ P04	V41Q 100 BNJ P04	V42Q 100 BNJ P04
P	125	40	155	38	160	ball	V40Q 125 BNJ P04	V41Q 125 BNJ P04	V42Q 125 BNJ P04
P	160	45	195	52	300	ball	V40Q 160 BNJ P05	V41Q 160 BNJ P05	V42Q 160 BNJ P05
P	200	45	235	54	300	ball	V40Q 200 BNJ P05	V41Q 200 BNJ P05	V42Q 200 BNJ P05

V40Q | BN | SINGLE HOLE FIXING

BLUE RUBBER TYRED WHEEL WITH NYLON CENTRE



	wheel diameter	tread width	fitted height	swivel offset	load capacity	bearing type	swivel	fixed	swivel + total-stop brake
P	80	32	105	36	70	ball	V40Q 080 BNJ B12		V42Q 080 BNJ B12
P	100	35	128	38	125	ball	V40Q 100 BNJ B12		V42Q 100 BNJ B12
P	125	40	155	38	160	ball	V40Q 125 BNJ B12		V42Q 125 BNJ B12
P	160	45	195	52	300	ball	V40Q 160 BNJ B12		V42Q 160 BNJ B12
P	200	45	235	54	300	ball	V40Q 200 BNJ B12		V42Q 200 BNJ B12



EXPANDING ADAPTOR
for round or square tube

To suit all bolt hole fixing castors

See page 17

P Preferred range product, see page 1 for details

i All dimensions are in mm and all loadings are in kg unless otherwise stated

