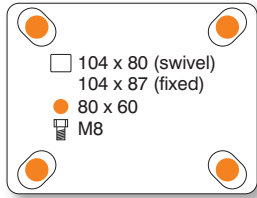


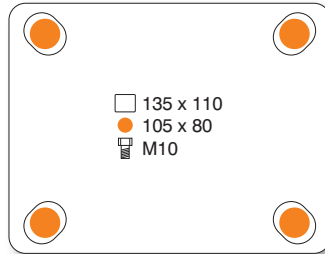
V40Q | NY | PLATE FIXING

NYLON WHEEL

80, 100, 125



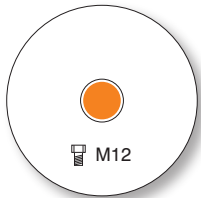
160, 200



wheel diameter	tread width	fitted height	swivel offset	load capacity	bearing type	swivel	fixed	swivel + total-stop brake
80	32	105	34	120	roller	V40Q 080 NYR P04	V41Q 080 NYR P04	V42Q 080 NYR P04
100	32	128	34	150	roller	V40Q 100 NYR P04	V41Q 100 NYR P04	V42Q 100 NYR P04
125	35	155	34	200	roller	V40Q 125 NYR P04	V41Q 125 NYR P04	V42Q 125 NYR P04
160	45	195	53	350	roller	V40Q 160 NYR P05	V41Q 160 NYR P05	V42Q 160 NYR P05
200	50	235	53	400	roller	V40Q 200 NYR P05	V41Q 200 NYR P05	V42Q 200 NYR P05

V40Q | NY | SINGLE HOLE FIXING

NYLON WHEEL



wheel diameter	tread width	fitted height	swivel offset	load capacity	bearing type	swivel	fixed	swivel + total-stop brake
80	32	105	34	120	roller	V40Q 080 NYR B12		V42Q 080 NYR B12
100	32	128	34	150	roller	V40Q 100 NYR B12		V42Q 100 NYR B12
125	35	155	34	200	roller	V40Q 125 NYR B12		V42Q 125 NYR B12
160	45	195	53	350	roller	V40Q 160 NYR B12		V42Q 160 NYR B12
200	50	235	53	400	roller	V40Q 200 NYR B12		V42Q 200 NYR B12



EXPANDING ADAPTOR
for round or square tube

To suit all bolt hole fixing castors

See page 17

i All dimensions are in **mm** and all loadings are in **kg** unless otherwise stated