

V40Q

DOUBLE BALL RACE SWIVEL HEAD | SWIVEL HEAD SEAL

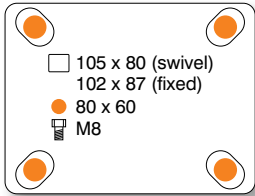


PRESSED STEEL CASTORS

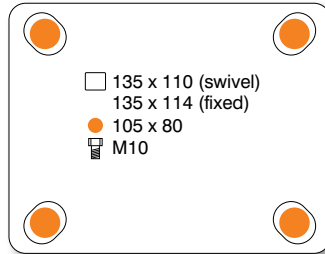
V40Q | PN | PLATE FIXING

RED POLYURETHANE TYRED WHEEL WITH NYLON CENTRE

80, 100, 125




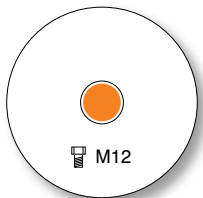
160, 200



	wheel diameter	tread width	fitted height	swivel offset	load capacity	bearing type	swivel	fixed	swivel + total-stop brake
P	80	32	105	36	150	roller	V40Q 080 PNR P04	V41Q 080 PNR P04	V42Q 080 PNR P04
P	100	32	128	38	150	roller	V40Q 100 PNR P04	V41Q 100 PNR P04	V42Q 100 PNR P04
P	125	32	155	38	200	roller	V40Q 125 PNR P04	V41Q 125 PNR P04	V42Q 125 PNR P04
P	160	45	195	52	350	roller	V40Q 160 PNR P05	V41Q 160 PNR P05	V42Q 160 PNR P05
P	200	50	235	54	400	roller	V40Q 200 PNR P05	V41Q 200 PNR P05	V42Q 200 PNR P05

V40Q | PN | SINGLE HOLE FIXING

RED POLYURETHANE TYRED WHEEL WITH NYLON CENTRE



	wheel diameter	tread width	fitted height	swivel offset	load capacity	bearing type	swivel	fixed	swivel + total-stop brake
P	80	32	105	36	150	roller	V40Q 080 PNR B12		V42Q 080 PNR B12
P	100	32	128	38	150	roller	V40Q 100 PNR B12		V42Q 100 PNR B12
P	125	32	155	38	200	roller	V40Q 125 PNR B12		V42Q 125 PNR B12
P	160	45	195	52	350	roller	V40Q 160 PNR B12		V42Q 160 PNR B12
P	200	50	235	54	400	roller	V40Q 200 PNR B12		V42Q 200 PNR B12



EXPANDING ADAPTOR
for round or square tube

To suit all bolt hole fixing castors

See page 17

P Preferred range product, see page 1 for details

i All dimensions are in **mm** and all loadings are in **kg** unless otherwise stated

