

# V40Q



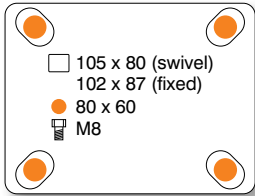
DOUBLE BALL RACE SWIVEL HEAD | SWIVEL HEAD SEAL

PRESSED STEEL CASTORS

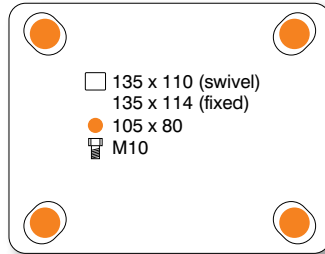
## V40Q | SR | PLATE FIXING

BLACK CUSHION RUBBER TYRED WHEEL WITH PRESSED STEEL CENTRE

80, 100, 125



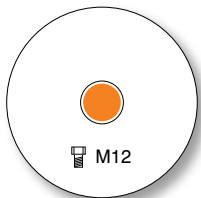
160, 200



	wheel diameter	tread width	fitted height	swivel offset	load capacity	bearing type	swivel	fixed	swivel + total-stop brake
<b>P</b>	80	30	105	36	50	roller	V40Q 080 SRR P04	V41Q 080 SRR P04	V42Q 080 SRR P04
<b>P</b>	100	30	128	38	70	roller	V40Q 100 SRR P04	V41Q 100 SRR P04	V42Q 100 SRR P04
<b>P</b>	125	37	155	38	100	roller	V40Q 125 SRR P04	V41Q 125 SRR P04	V42Q 125 SRR P04
<b>P</b>	160	40	195	52	135	roller	V40Q 160 SRR P05	V41Q 160 SRR P05	V42Q 160 SRR P05
<b>P</b>	200	50	235	54	205	roller	V40Q 200 SRR P05	V41Q 200 SRR P05	V42Q 200 SRR P05

## V40Q | SR | SINGLE HOLE FIXING

BLACK CUSHION RUBBER TYRED WHEEL WITH PRESSED STEEL CENTRE



	wheel diameter	tread width	fitted height	swivel offset	load capacity	bearing type	swivel	fixed	swivel + total-stop brake
<b>P</b>	80	30	105	36	50	roller	V40Q 080 SRR B12		V42Q 080 SRR B12
<b>P</b>	100	30	128	38	70	roller	V40Q 100 SRR B12		V42Q 100 SRR B12
<b>P</b>	125	37	155	38	100	roller	V40Q 125 SRR B12		V42Q 125 SRR B12
<b>P</b>	160	40	195	52	135	roller	V40Q 160 SRR B12		V42Q 160 SRR B12
<b>P</b>	200	50	235	54	205	roller	V40Q 200 SRR B12		V42Q 200 SRR B12



EXPANDING ADAPTOR  
for round or square tube

To suit all bolt hole fixing castors

See page 17

**P** Preferred range product, see page 1 for details

**i** All dimensions are in mm and all loadings are in kg unless otherwise stated

