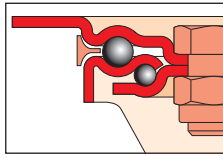


V40V

V41V V42V



- Double ball race swivel head
- Top plate or bolt hole fixing

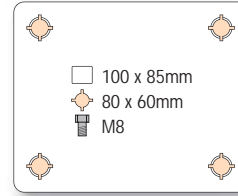
VARLEY



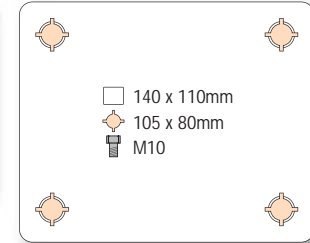
V40V + RUBBER TYRED WHEEL WITH POLYPROPYLENE CENTRE - PLATE FIXING



80, 100, 125mm

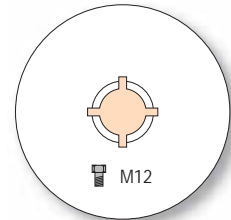


160, 200mm



wheel diameter	tread width	fitted height	swivel offset	load capacity	bearing type	fixing options		
						swivel	fixed	swivel + total stop brake
80	25	108	36	50	roller	V40V 080 BLR P04	V41V 080 BLR P04	V42V 080 BLR P04
100	27	128	36	70	roller	V40V 100 BLR P04	V41V 100 BLR P04	V42V 100 BLR P04
125	30	151	36	100	roller	V40V 125 BLR P04	V41V 125 BLR P04	V42V 125 BLR P04
160	33	197	55	140	roller	V40V 160 BLR P05	V41V 160 BLR P05	V42V 160 BLR P05
200	50	235	55	205	roller	V40V 200 BLR P05	V41V 200 BLR P05	V42V 200 BLR P05

V40V + RUBBER TYRED WHEEL WITH POLYPROPYLENE CENTRE - BOLT HOLE FIXING



wheel diameter	tread width	fitted height	swivel offset	load capacity	bearing type	fixing options		
						swivel	fixed	swivel + total stop brake
100	27	128	36	70	roller	V40V 100 BLR B12		V42V 100 BLR B12
125	30	151	36	100	roller	V40V 125 BLR B12		V42V 125 BLR B12



EXPANDING ADAPTOR for round or square tubing
To suit all bolt hole fixing castors. See page 7

NOTE: All dimensions are in mm and all loadings in kg unless otherwise stated