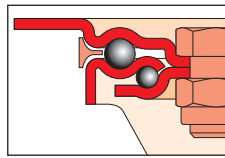


# V40V

V41V V42V



- Double ball race swivel head
- Top plate or bolt hole fixing

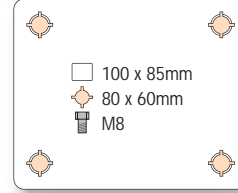
VARLEY



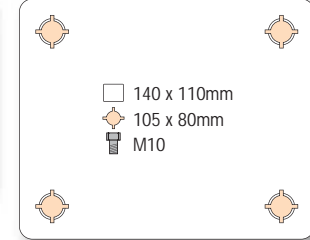
## V40V + POLYURETHANE TYRED WHEEL WITH NYLON CENTRE - PLATE FIXING



80, 100, 125mm

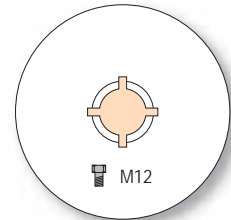


160, 200mm



wheel diameter	tread width	fitted height	swivel offset	load capacity	bearing type	fixing		
						swivel	fixed	swivel + total stop brake
80	30	108	36	90	roller	V40V 080 PNR P04	V41V 080 PNR P04	V42V 080 PNR P04
100	30	128	36	120	roller	V40V 100 PNR P04	V41V 100 PNR P04	V42V 100 PNR P04
125	30	151	36	130	roller	V40V 125 PNR P04	V41V 125 PNR P04	V42V 125 PNR P04
160	50	197	55	300	roller	V40V 160 PNR P05	V41V 160 PNR P05	V42V 160 PNR P05
200	50	235	55	300	roller	V40V 200 PNR P05	V41V 200 PNR P05	V42V 200 PNR P05

## V40V + POLYURETHANE TYRED WHEEL WITH NYLON CENTRE - BOLT HOLE FIXING



wheel diameter	tread width	fitted height	swivel offset	load capacity	bearing type	fixing		
						swivel	fixed	swivel + total stop brake
100	30	128	36	120	roller	V40V 100 PNR B12		V42V 100 PNR B12
125	35	151	36	130	roller	V40V 125 PNR B12		V42V 125 PNR B12



EXPANDING ADAPTOR for round or square tubing  
To suit all bolt hole fixing castors. See page 7

NOTE: All dimensions are in mm and all loadings in kg unless otherwise stated