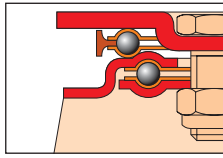


V50A

V51A V52A



- Double ball race swivel head
- Top plate fixing

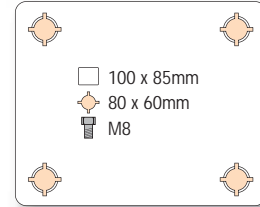
VARLEY



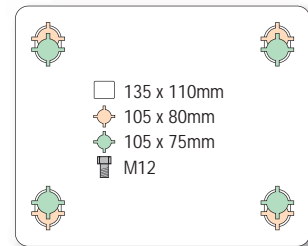
V50A + HEAVY DUTY NYLON WHEEL



100mm



125, 160, 200mm



wheel diameter	tread width	fitted height	swivel offset	load capacity	bearing type	swivel + total stop brake		
						swivel	fixed	swivel + total stop brake
100	40	135	36	300	ball	V50A 100 NYJ P04 HD	V51A 100 NYJ P04 HD	V52A 100 NYJ P04 HD
125	45	166	45	400	ball	V50A 125 NYJ P05 HD	V51A 125 NYJ P05 HD	V52A 125 NYJ P05 HD
160	50	216	57	500	ball	V50A 160 NYJ P05 HD	V51A 160 NYJ P05 HD	V52A 160 NYJ P05 HD
200	57	251	57	800	ball	V50A 200 NYJ P05 HD	V51A 200 NYJ P05 HD	V52A 200 NYJ P05 HD

NOTE: All dimensions are in mm and all loadings in kg unless otherwise stated