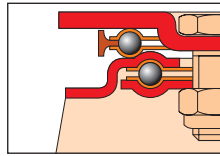




VARLEY

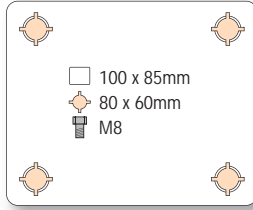


- Double ball race swivel head
- Top plate fixing

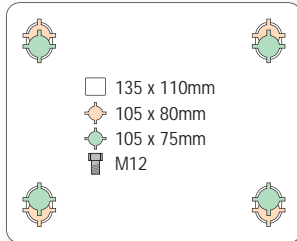
V50A
V51A V52A

V50A + POLYURETHANE TYRED WHEEL WITH CAST IRON CENTRE

100mm



125, 150, 200mm



wheel diameter	tread width	fitted height	swivel offset	load capacity	bearing type	swivel + total stop brake		
						swivel	fixed	swivel + total stop brake
100	40	135	36	300	ball	V50A 100 PTJ P04	V51A 100 PTJ P04	V52A 100 PTJ P04
125	40	166	45	400	ball	V50A 125 PTJ P05	V51A 125 PTJ P05	V52A 125 PTJ P05
150	40	189	50	500	ball	V50A 150 PTJ P05	V51A 150 PTJ P05	V52A 150 PTJ P05
200	50	251	57	800	ball	V50A 200 PTJ P05	V51A 200 PTJ P05	V52A 200 PTJ P05

NOTE: All dimensions are in mm and all loadings in kg unless otherwise stated