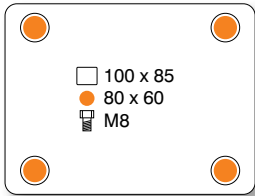


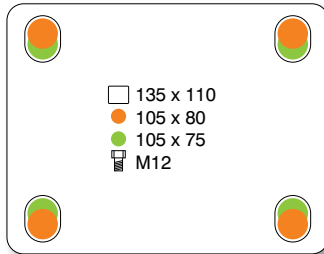
V50A | AR | PLATE FIXING

BLACK RUBBER TYRED WHEEL WITH ALUMINIUM CENTRE

100



125,160, 200

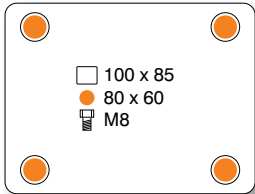


	wheel diameter	tread width	fitted height	swivel offset	load capacity	bearing type	swivel	fixed	swivel + total-stop brake
P	100	40	135	36	160	ball	V50A 100 ARJ P04	V51A 100 ARJ P04	V52A 100 ARJ P04
P	125	40	166	45	200	ball	V50A 125 ARJ P05	V51A 125 ARJ P05	V52A 125 ARJ P05
P	160	50	216	57	300	ball	V50A 160 ARJ P05	V51A 160 ARJ P05	V52A 160 ARJ P05
P	200	50	251	57	400	ball	V50A 200 ARJ P05	V51A 200 ARJ P05	V52A 200 ARJ P05

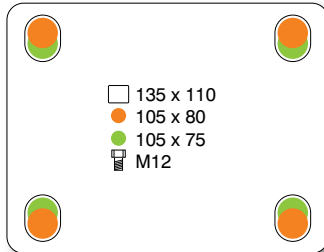
V50A | AP | PLATE FIXING

POLYURETHANE TYRED WHEEL WITH ALUMINIUM CENTRE

100



125,160, 200



	wheel diameter	tread width	fitted height	swivel offset	load capacity	bearing type	swivel	fixed	swivel + total-stop brake
P	100	40	135	36	250	ball	V50A 100 APJ P04	V51A 100 APJ P04	V52A 100 APJ P04
P	125	30	166	45	250	ball	V50A 125 APJ P05	V51A 125 APJ P05	V52A 125 APJ P05
P	160	50	216	57	550	ball	V50A 160 APJ P05	V51A 160 APJ P05	V52A 160 APJ P05
P	200	50	251	57	800	ball	V50A 200 APJ P05	V51A 200 APJ P05	V52A 200 APJ P05

P Preferred range product, see page 1 for details

i All dimensions are in **mm** and all loadings are in **kg** unless otherwise stated