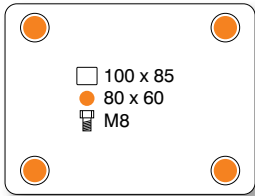


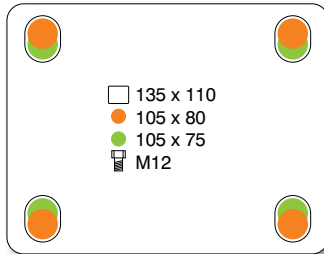
V50A | NY | PLATE FIXING

NYLON WHEEL

100



125,160, 200

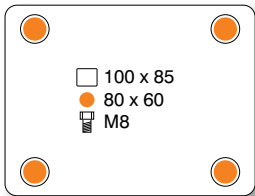


	wheel diameter	tread width	fitted height	swivel offset	load capacity	bearing type	swivel	fixed	swivel + total-stop brake
P	100	40	135	36	300	ball	V50A 100 NYJ P04 HD	V51A 100 NYJ P04 HD	V52A 100 NYJ P04 HD
P	125	45	166	45	400	ball	V50A 125 NYJ P05 HD	V51A 125 NYJ P05 HD	V52A 125 NYJ P05 HD
P	160	50	216	57	500	ball	V50A 160 NYJ P05 HD	V51A 160 NYJ P05 HD	V52A 160 NYJ P05 HD
P	200	55	251	57	800	ball	V50A 200 NYJ P05 HD	V51A 200 NYJ P05 HD	V52A 200 NYJ P05 HD

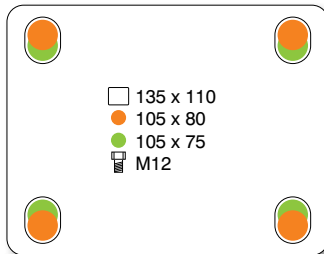
V50A | NP | PLATE FIXING

GREY POLYURETHANE TYRED WHEEL WITH NYLON CENTRE

100



125,160, 200



	wheel diameter	tread width	fitted height	swivel offset	load capacity	bearing type	swivel	fixed	swivel + total-stop brake
P	100	40	135	36	300	ball	V50A 100 NPJ P04	V51A 100 NPJ P04	V52A 100 NPJ P04
P	125	45	166	45	400	ball	V50A 125 NPJ P05	V51A 125 NPJ P05	V52A 125 NPJ P05
P	160	50	216	57	500	ball	V50A 160 NPJ P05	V51A 160 NPJ P05	V52A 160 NPJ P05
P	200	57	251	57	800	ball	V50A 200 NPJ P05	V51A 200 NPJ P05	V52A 200 NPJ P05

P Preferred range product, see page 1 for details

i All dimensions are in mm and all loadings are in kg unless otherwise stated