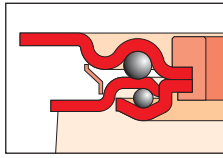


V70V

V71V V72V

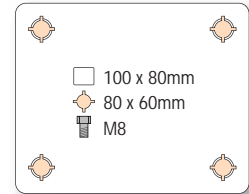


- Double ball race swivel head
- Top plate or bolt hole fixing

VARLEY

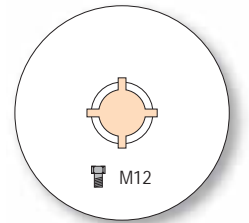


V70V + NYLON WHEEL - PLATE FIXING



wheel diameter	tread width	fitted height	swivel offset	load capacity	bearing type	fixing		
						swivel	fixed	swivel + total stop brake
75	30	109	34	100	ball	V70V 075 NYJ P04	V71V 075 NYJ P04	V72V 075 NYJ P04
100	30	135	34	150	ball	V70V 100 NYJ P04	V71V 100 NYJ P04	V72V 100 NYJ P04
125	30	160	34	170	ball	V70V 125 NYJ P04	V71V 125 NYJ P04	V72V 125 NYJ P04

V70V + NYLON WHEEL - BOLT HOLE FIXING



wheel diameter	tread width	fitted height	swivel offset	load capacity	bearing type	fixing		
						swivel	fixed	swivel + total stop brake
75	30	109	34	100	ball	V70V 075 NYJ B12	V71V 075 NYJ B12	V72V 075 NYJ B12
100	30	135	34	150	ball	V70V 100 NYJ B12	V71V 100 NYJ B12	V72V 100 NYJ B12
125	30	160	34	170	ball	V70V 125 NYJ B12	V71V 125 NYJ B12	V72V 125 NYJ B12

EXPANDING ADAPTOR for round or square tubing
To suit all bolt hole fixing castors. See page 20



CHROME FINISH
Add C to castor reference



NOTE: All dimensions are in mm and all loadings in kg unless otherwise stated