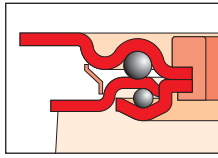




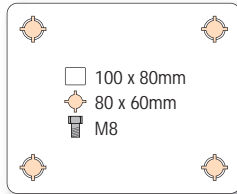
VARLEY



- Double ball race swivel head
- Top plate or bolt hole fixing

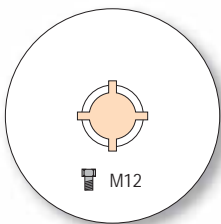
**V70V**  
V71V V72V

**V70V + THERMOPLASTIC RUBBER TYRED WHEEL WITH NYLON CENTRE - PLATE FIXING**



wheel diameter	tread width	fitted height	swivel offset	load capacity	bearing type	fixing		
						swivel	fixed	swivel + total stop brake
75	30	109	34	100	ball	V70V 075 TRJ P04	V71V 075 TRJ P04	V72V 075 TRJ P04
100	30	135	34	150	ball	V70V 100 TRJ P04	V71V 100 TRJ P04	V72V 100 TRJ P04
125	30	160	34	170	ball	V70V 125 TRJ P04	V71V 125 TRJ P04	V72V 125 TRJ P04

**V70V + THERMOPLASTIC RUBBER TYRED WHEEL WITH NYLON CENTRE - BOLT HOLE FIXING**



wheel diameter	tread width	fitted height	swivel offset	load capacity	bearing type	fixing		
						swivel	fixed	swivel + total stop brake
75	30	109	34	100	ball	V70V 075 TRJ B12	V71V 075 TRJ B12	V72V 075 TRJ B12
100	30	135	34	150	ball	V70V 100 TRJ B12	V71V 100 TRJ B12	V72V 100 TRJ B12
125	30	160	34	170	ball	V70V 125 TRJ B12	V71V 125 TRJ B12	V72V 125 TRJ B12

EXPANDING ADAPTOR for round or square tubing  
To suit all bolt hole fixing castors. See page 20



CHROME FINISH  
Add C to castor reference



NOTE: All dimensions are in mm and all loadings in kg unless otherwise stated