
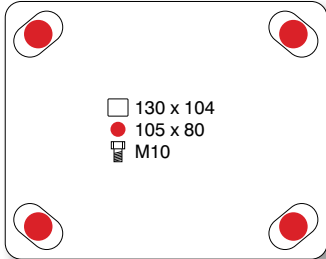


VSL | EAP | PLATE FIXING

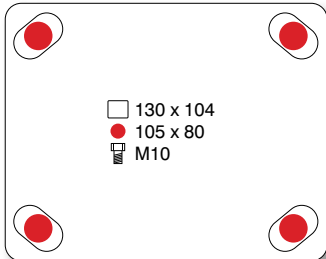
'ERGONOMIC' CROWN TREAD POLYURETHANE TYRED WHEEL WITH ALUMINIUM CENTRE



	wheel diameter	tread width	fitted height	swivel offset	load capacity	bearing type	swivel	fixed	swivel + total-stop brake
P	100	50	135	20	300	ball	VSL 100 EAPJ P05	VSLF 100 EAPJ P05	VSL 100 EAPJ P05 SWB
P	125	50	159	30	350	ball	VSL 125 EAPJ P05	VSLF 125 EAPJ P05	VSL 125 EAPJ P05 SWB
P	150	50	189	39	450	ball	VSL 150 EAPJ P05	VSLF 150 EAPJ P05	VSL 150 EAPJ P05 SWB
P	200	50	238	39.5	520	ball	VSL 200 EAPJ P05	VSLF 200 EAPJ P05	VSL 200 EAPJ P05 SWB

VSL | PT | PLATE FIXING

POLYURETHANE TYRED WHEEL WITH CAST IRON CENTRE



	wheel diameter	tread width	fitted height	swivel offset	load capacity	bearing type	swivel	fixed	swivel + total-stop brake
P	100	50	135	20	350	ball	VSL 100 PTJ P05	VSLF 100 PTJ P05	VSL 100 PTJ P05 SWB
P	125	50	159	30	450	ball	VSL 125 PTJ P05	VSLF 125 PTJ P05	VSL 125 PTJ P05 SWB
P	150	50	189	39	600	ball	VSL 150 PTJ P05	VSLF 150 PTJ P05	VSL 150 PTJ P05 SWB
P	200	50	238	39.5	600	ball	VSL 200 PTJ P05	VSLF 200 PTJ P05	VSL 200 PTJ P05 SWB



WHEEL BRAKE
Swivel castors only

Simple side-mounted, foot operated brake acts upon the wheel only

Add **BK** to castor reference



4-WAY DIRECTIONAL LOCK for straight line travel

To suit all swivel castors except with total-stop brake

Add **DL** to castor reference

P Preferred range product, see page 1 for details

i All dimensions are in **mm** and all loadings are in **kg** unless otherwise stated