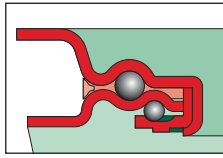


WASTE
V40L
V42L

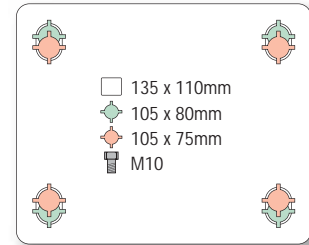


- Suitable for use on standard 660l (160mm) or 1100l (200mm) waste containers
- Pressed steel construction, plate fixing
- Double ball race swivel head
- Plastic swivel seal
- Cushion rubber tyred wheel

VARLEY



V40L + GREY RUBBER TYRED WHEEL WITH POLYPROPYLENE CENTRE



wheel diameter	tread width	fitted height	swivel offset	load capacity	bearing type	swivel		swivel + leading		replacement wheel
						swivel	total stop brake	total stop brake	total stop brake	
160	38	197	54	175	roller	V40L 160 GRR P05	V42L 160 GRR P05	V43L 160 GRR P05	L 160 GRR 20	
200	49	239	54	205	roller	V40L 200 GRR P05	V42L 200 GRR P05	V43L 200 GRR P05	L 200 GRR 20	



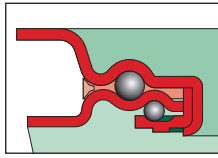
2-WAY DIRECTIONAL LOCK for straight line travel.
To suit all swivel castors except with V42L total stop brake.

Supplied separately. Order ref **V40LDLKIT**

NOTE: All dimensions are in mm and all loadings in kg unless otherwise stated



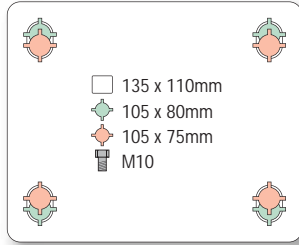
VARLEY



- Suitable for use on standard 660l (160mm) or 1100l (200mm) waste containers
- Pressed steel construction, plate fixing
- Double ball race swivel head
- Plastic swivel seal
- Cushion rubber tyred wheel

WASTE
V40L
V42L

V40L + RUBBER TYRED WHEEL WITH PRESSED STEEL CENTRE



wheel diameter	tread width	fitted height	swivel offset	load capacity	bearing type	swivel	swivel + total stop brake	swivel + leading total stop brake	replacement wheel
						V40L 160 SRR P05	V42L 160 SRR P05	V43L 160 SRR P05	L 160 SRR 20
160	40	197	54	195	roller	V40L 160 SRR P05	V42L 160 SRR P05	V43L 160 SRR P05	L 160 SRR 20
200	49	239	54	205	roller	V40L 200 SRR P05	V42L 200 SRR P05	V43L 200 SRR P05	L 200 SRR 20



2-WAY DIRECTIONAL LOCK for straight line travel.
 To suit all swivel castors except with total stop brake.
 Supplied separately. Order ref **V40LDLKIT**



VARLEY

- From the **SPECIAL APPLICATION WHEELS** range
- Polypropylene centre, rubber tyre
- Offset hub with closed plain bore
- Click-on safety device built in

GWB



wheel diameter	tread width	bore diameter	load capacity	plain bore
200	45	22	150	G 200 WBP 22



VARLEY

- From the **MISCELLANEOUS PRODUCTS** range
- Wheelie bin axles for use with **GWB** style wheels

WBA



axle length	description	reference
460	suitable for 120l or 140l bin	WBA 460
552	suitable for 240l bin	WBA 552